

# Lecture Capture as a Tool for Assessment: Lessons Learned in a Large Public Speaking Class at HKBU

Professor John Powers

Department of Communication Studies  
&

Kendall Yan

Centre for Holistic Teaching & Learning  
(CHTL)

HONG KONG BAPTIST UNIVERSITY

30 May, 2013

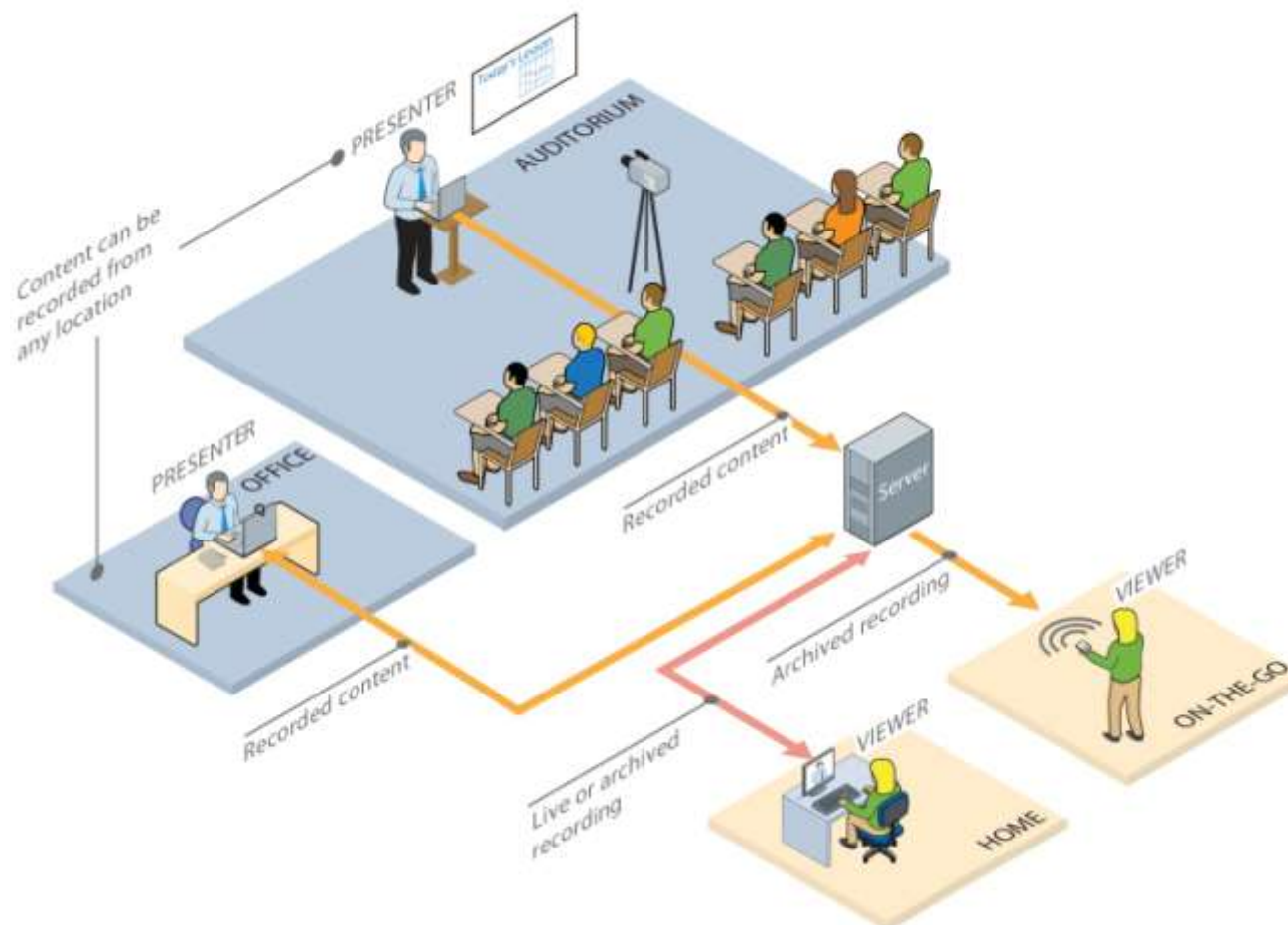


# Four Lessons We Have Learned

- Lecture Capture technology is **relatively** simple to set up in existing classrooms.
- Lecture Capture technology is relatively unobtrusive to use during class sessions.
- Lecture Capture technology is a powerful tool for the public speaking teacher.
- Lecture Capture technology is educationally helpful for the students.



## #1 Relatively Easy to Set-up in Existing Classrooms



# Sample Hardware Installations at BU

## Mobile Solution

- DV Camera
- Capture Card(RCA input)/IEEE 1394 Connection
- Tripod
- USB camera as microphone



## Fixed Installation

- DV Camera
- Capture Card(RCA input)
- Tailor-made Height Adjustable Hanger
- USB camera as microphone



## #2 Relatively Unobtrusive to Use

The screenshot displays a Moodle LMS interface. On the left, a video player shows a classroom scene with a presenter and students. A callout box labeled "Captured Video (Primary Source)" points to this video. In the center, a slide presentation is visible, with a callout box labeled "Slides, Screen Capture (Secondary Sources)" pointing to it. The slide content includes the text "Plagiarism, Turnitin and Referencing" and "Do you need to know on your BU eLearning platform?". Below the video, a "Contents" list is visible, with a callout box labeled "Contents, Notes, Search, and Info" pointing to it. The list includes items like "0:00 Plagiarism, Turnitin and Referencing", "0:49 Intended Learning Outcomes", and "3:27 Create a Turnitin assignment drop-box in BU eLearning...".

Contents, Notes,  
Search, and Info



website:  
<http://www.hkbu.edu.hk>



Address:  
2/F, Jockey Club Academic Community Centre,  
9 Baptist University Road,  
Baptist University Road Campus,  
Hong Kong Baptist University

e-mail:  
[cht@hkbu.edu.hk](mailto:cht@hkbu.edu.hk)

website:  
<http://www.hkbu.edu.hk/cht/>

Telephone:  
(852) 3411-5351

Facsimile:  
(852) 3411-5388

## Process of Video Capture of Student Presentations

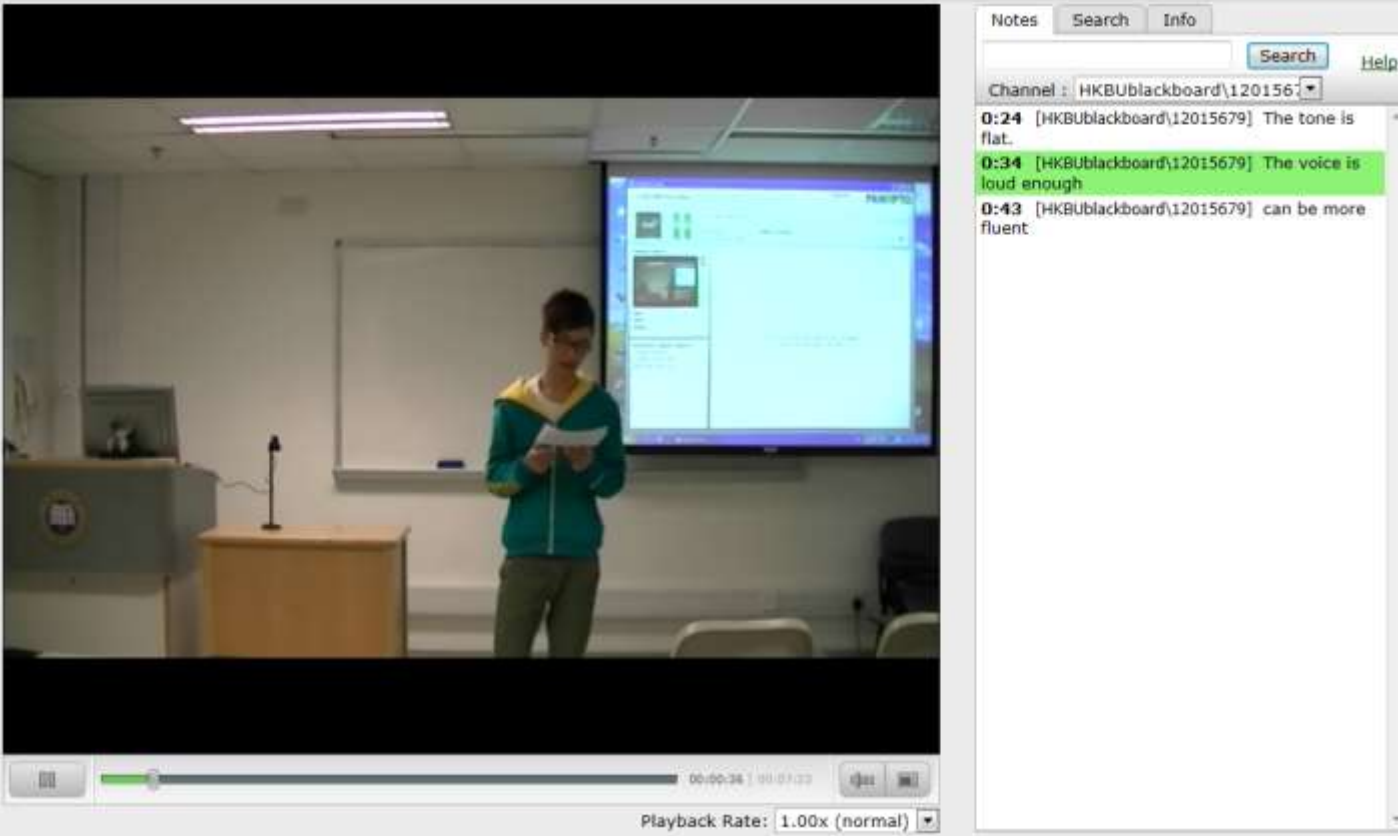
- Students' presentations (as assignments/assessments) are recorded and stored in a classroom hard disk.
- Videos will be uploaded to the server and available to students within 24 hours after each presentation session.
- Students can review their presentations and improve subsequent presentations based on instructor's and peers' comments and feedback.



# #3 Powerful Tool for the Public Speaking Teacher

Example: Review of Student's Presentation  
(Including Teacher Feedback on the Right)

ORG1240 2012\_S2-10002... : 12015679 Wan Wai Kel Section2 admin » Log out PAN-PTO



The screenshot shows a video player interface. The main video area displays a student in a green jacket standing at a podium in a classroom, reading from a paper. A large projection screen behind the student shows a presentation slide. To the right of the video is a 'Notes' panel with a search bar and a list of feedback comments. The first comment at 0:24 says 'The tone is flat.' The second comment at 0:34, which is highlighted in green, says 'The voice is loud enough.' The third comment at 0:43 says 'can be more fluent.' The video player has a progress bar at the bottom showing 00:00:38 / 00:07:33 and a playback rate of 1.00x (normal).

Notes Search Info

Channel : HKBUBlackboard\12015679

0:24 [HKBUBlackboard\12015679] The tone is flat.

0:34 [HKBUBlackboard\12015679] The voice is loud enough

0:43 [HKBUBlackboard\12015679] can be more fluent

Playback Rate: 1.00x (normal)



## Example: Review of Student's Presentation (With PowerPoint & Teacher Feedback Notes)

ORGC1240\_2012\_S2-10002... : Choi Siu Yin (12010685) Section2 admin » Log out PAN-PTC



Slides Screen Capture



Playback Rate: 1.00x (normal)

Contents Notes Search Info

Search Help

Channel: HKBUblackboard\120138

3:17 [HKBUblackboard\12013838] Overall, it is easy to get your main points as keys words are shown on the screen during your speech and you use 'PITI' for us to remember easily. But you can speak up and look less the text in the hope of showing your confidence.



Teacher  
Comments



website:  
<http://www.hkbu.edu.hk>



Address:  
2/F, Jockey Club Academic Community Centre,  
9 Baptist University Road,  
Baptist University Road Campus,  
Hong Kong Baptist University

e-mail:  
[cht@hkbu.edu.hk](mailto:cht@hkbu.edu.hk)

website:  
<http://www.hkbu.edu.hk/cht/>

Telephone:  
(852) 3411-5351

Facsimile:  
(852) 3411-5388



# #4 Video Capture is Educationally Helpful for the Students

## Allows for Self, Instructor, and Peer Assessment

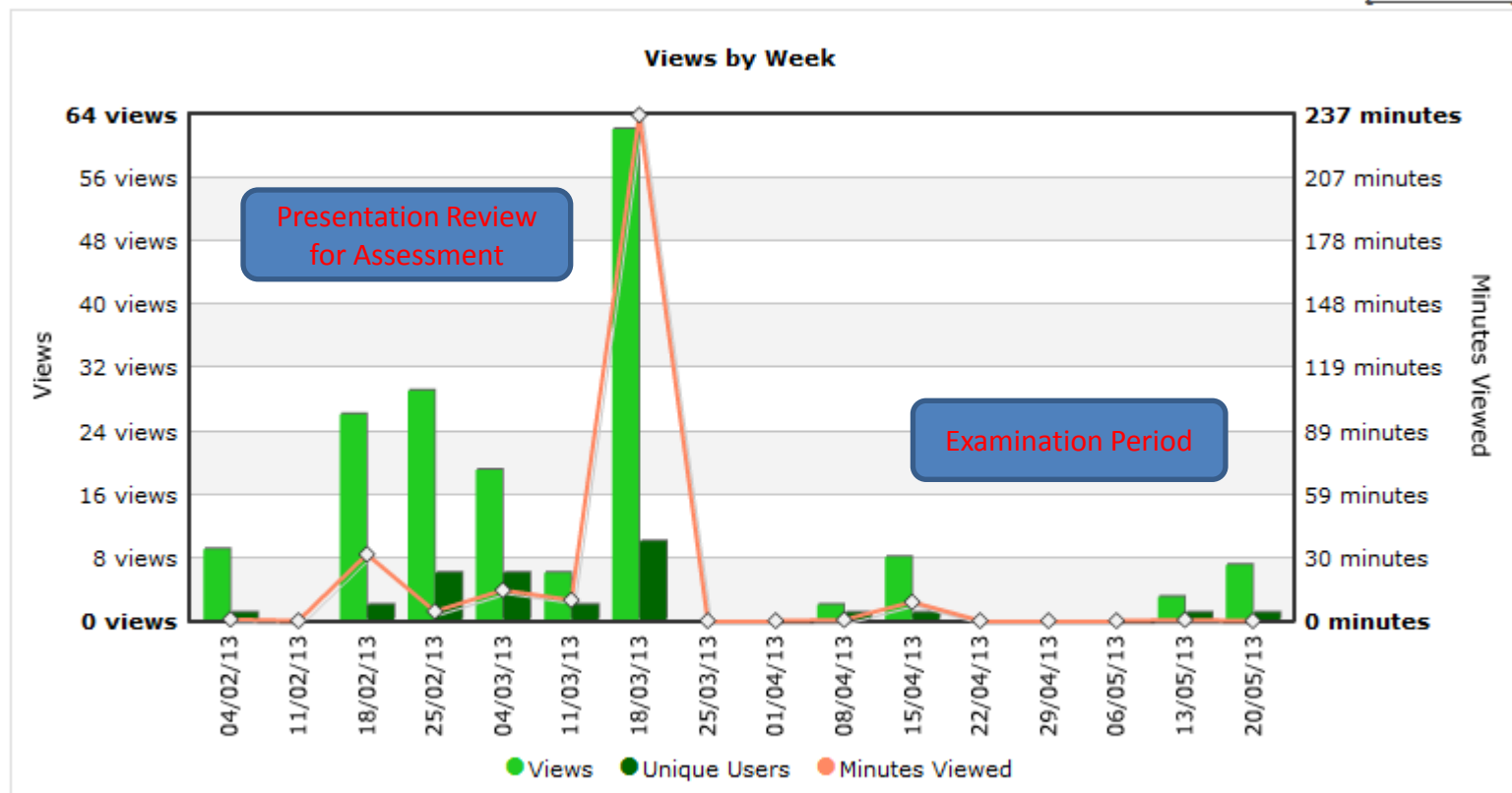
- Assessment of presentations is based on shared, public rubrics.
- Students are able to assess their peers' presentations outside class time.
- Students are able to develop their assessment skills using the rubrics.
- Students are able to learn from one another.
- Students can make improvements based on their peers' formative feedback.



## Viewing Pattern within a Semester (Section A)

Minutes viewed data current as of: 20/5/2013 12:10:55

[\[Download\]](#)



[Past Day](#) | [Past Week](#) | [Past Month](#) | [Past Year](#) | **All Time**



**website:**  
<http://www.hkbu.edu.hk>



**Address:**  
 2/F, Jockey Club Academic Community Centre,  
 9 Baptist University Road,  
 Baptist University Road Campus,  
 Hong Kong Baptist University

**e-mail:**  
[cht@hkbu.edu.hk](mailto:cht@hkbu.edu.hk)

**website:**  
<http://www.hkbu.edu.hk/cht/>

**Telephone:**  
 (852) 3411-5351

**Facsimile:**  
 (852) 3411-5388

# Questions?

Thank you!



**website:**  
<http://www.hkbu.edu.hk>



**Address:**  
2/F, Jockey Club Academic Community Centre,  
9 Baptist University Road,  
Baptist University Road Campus,  
Hong Kong Baptist University

**e-mail:**  
[cht@hkbu.edu.hk](mailto:cht@hkbu.edu.hk)

**website:**  
<http://www.hkbu.edu.hk/cht/>

**Telephone:**  
(852) 3411-5351

**Facsimile:**  
(852) 3411-5388

# References

- Gosper, M. V., McNeil, M. A. & Woo, K. (2010) Harnessing the Power of Technologies to Manage Collaborative e-Learning Projects in Dispersed Environments, *Journal of Distance Education*, vol. 24, No. 1 pp. 167 - 186.
- Simpson, N. (2006). Asynchronous access to conventional course delivery: a pilot project. *British Journal of Educational Technology*, 37(4), 527–537.
- Soong, S. K. A., Chan, L. K., Cheers, C., Hu, C. (2006) Impact of video recorded lectures among students, Proceedings of the 23rd Annual Ascilite Conference, Who's learning? Whose technology?, Sydney Australia, pp. 789 - 793.

