

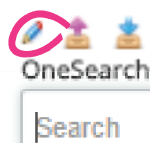


# CUSTOMIZE THE LIBRARY TOOLKIT



1

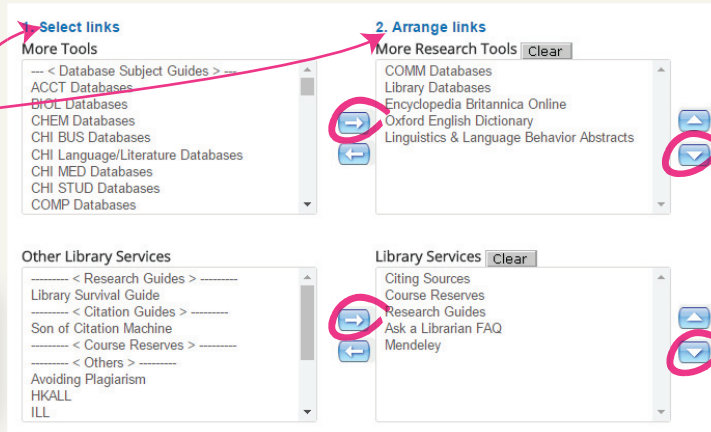
Click the “” icon in the Library Toolkit



2

Select and arrange the resources you want to appear in your Toolkit.

This is **NOT** a complete list. Contact the Library to see what else can be added for your specific course. (x2711 or [libref@hkbu.edu.hk](mailto:libref@hkbu.edu.hk))



3

### 3. Toolkit Title

Testing Toolkit

Customize the **name** of your Toolkit with the Course Code, and **preview** the Toolkit to ensure everything is as you want it.

4

Click on the “Save changes” button.

