

KNOWN ISSUE IN MOODLE QUIZ (AUTOMATIC LOGOUT AFTER LONG TIME IDLING)

There could be situations when students fail to submit their completed work in Moodle Quiz, either due to exhaustion of time allowance or simply the fact that they forgot to click the “Submit” button. This document thus serves to provide a solution to this problem/bug in Moodle Quiz, so that students’ effort/attempts in your Quizzes would not go in vain.

I. How to Retrieve Students’ Attempts in your Moodle Quizzes?

You can check the response history of your students in Moodle Quiz with the following steps:-

1

Log into your Moodle account and go to the Quiz of your selected course. Then, click “Attempts: XXXX” as shown below.

ULife1001 Academic Integrity Online Tutorial [2017]
 HKBU Moodle / My courses / ULife1001 Academic Integrity Online Tutorial [2017] / Step 2:Post-tutorial Quiz / Post-tutorial Quiz

Post-tutorial Quiz

Grading method: Highest grade

Attempts: 4170

Attempt quiz now

2

Below is a list of the quiz-taking records of your students. Select a student and click “Review attempt” to view his/her response history to your Quiz.

Download table data as: Comma separated values (.csv) Download

Surname / First name	Email address	State	Started on	Completed	Time taken	Grade/10.00	Q. 1 /1.00	Q. 2 /1.00	Q. /1.
[Redacted]	[Redacted]	Finished	1 September 2017 2:11 AM	1 September 2017 2:17 AM	5 mins 6 secs	9.80	✓ 1.00	✓ 1.00	✓
[Redacted]	[Redacted]	Finished	1 September 2017 2:49 AM	1 September 2017 2:57 AM	7 mins 24 secs	7.80	✗ 0.00	✓ 1.00	✓
[Redacted]	[Redacted]	Finished	1 September 2017 2:57 AM	1 September 2017 3:01 AM	3 mins 51 secs	8.17	✓ 0.50	✗ 0.00	✓

KNOWN ISSUE IN MOODLE QUIZ (AUTOMATIC LOGOUT AFTER LONG TIME IDLING)

3

After clicking “Review attempt”, you can then view the response history of this particular student to each question of your Quiz, so that their effort would not be gone for nothing.

Started on	Friday, 1 September 2017, 2:11 AM
State	Finished
Completed on	Friday, 1 September 2017, 2:17 AM
Time taken	5 mins 6 secs
Grade	9.80 out of 10.00 (98%)

Question 1
Correct
Mark 1.00 out of 1.00
[Edit question](#)

If I am careful about rewriting ideas entirely in my own words, then there is no need to cite my sources.

Select one:

True

False ✓

The correct answer is 'False'.

[Make comment or override mark](#)

Response history				
Step	Time	Action	State	Marks
1	1/09/17, 02:11	Started	Not yet answered	
2	1/09/17, 02:16	Saved: False	Answer saved	
3	1/09/17, 02:17	Attempt finished	Correct	1.00

Note:


Teachers are strongly recommended to list their Quiz questions in separate pages, since students' answers/attempts would only be saved and thus retrieved after they click the “Next” button on each page.

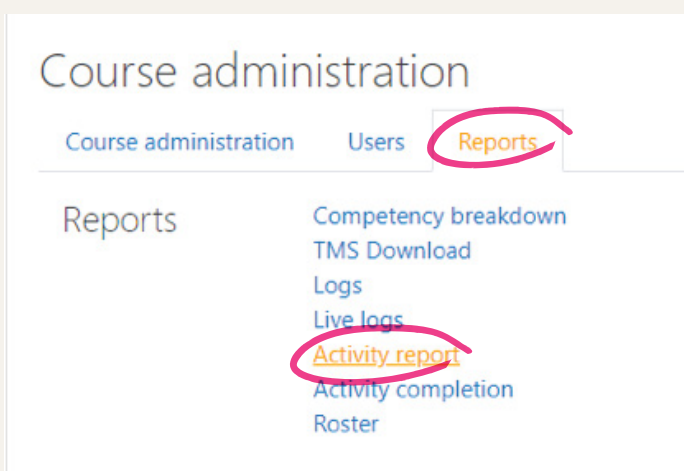
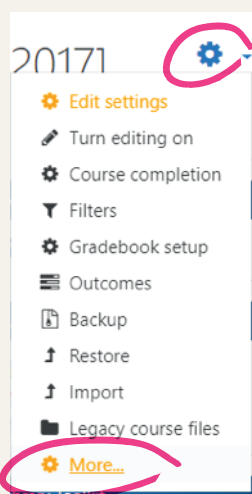
KNOWN ISSUE IN MOODLE QUIZ (AUTOMATIC LOGOUT AFTER LONG TIME IDLING)

II. How to View the Past Activities of your Students on Moodle?

You can check the past learning activities of your students on Moodle with the following steps:-

1

Go to the front page of your course and click  and “More”, followed by “Reports” as shown below.



2

Click “Logs” under “Reports” to view the past activities of a particular student (including his/her quizzes taken, assignment completed, course module viewed)

Time	User full name	Affected user	Event context	Component	Event name	Description	Origin	IP address
18 October 2019, 10:24 AM	[redacted]	-	Course: ULife1001 Academic Integrity Online Tutorial [2017]	System	Course viewed	The user with id [redacted] viewed the course with id [redacted]	web	[redacted]
25 May 2018, 12:33 AM	[redacted]	-	Quiz: Declaration	Quiz	Course module viewed	The user with id [redacted] viewed the 'quiz' activity with course module id [redacted]	web	[redacted]
25 May 2018, 12:33 AM	[redacted]	[redacted]	Quiz: Declaration	Quiz	Quiz attempt submitted	The user with id [redacted] has submitted the [redacted]	web	[redacted]

KNOWN ISSUE IN MOODLE QUIZ (AUTOMATIC LOGOUT AFTER LONG TIME IDLING)

3

You can then filter the displayed results by choosing an activity (e.g. Quiz) and clicking “Get these logs”. An Excel report of the filtered results could be generated by clicking “Download”.

The screenshot shows the Moodle log viewer interface for the course 'ULife1001 Academic Integrity Online Tutorial [2019]'. The log is filtered to show events for the 'Post-tutorial Quiz' activity. The 'Get these logs' button is circled in red. Below the table, the 'Download' button is also circled in red.

Time	User full name	Affected user	Event context	Component	Event name	Description	Origin	IP address
19 September 2019, 4:59 PM	[redacted]	-	Quiz: Post-tutorial Quiz	Quiz	Course module viewed	The user with id [redacted] viewed the 'quiz' activity with course module id [redacted]	web	[redacted]
19 September 2019, 4:59 PM	[redacted]	[redacted]	Quiz: Post-tutorial Quiz	Quiz	Quiz attempt submitted	The user with id [redacted] has submitted the attempt with id [redacted] for the quiz with course module id [redacted]	web	[redacted]
19 September 2019, 4:59 PM	[redacted]	[redacted]	Quiz: Post-tutorial Quiz	Quiz	Quiz attempt summary viewed	The user with id [redacted] has viewed the summary for the attempt with id [redacted] belonging to the user with id [redacted] for the quiz with course module id [redacted]	web	[redacted]
19 September 2019, 4:53 PM	[redacted]	[redacted]	Quiz: Post-tutorial Quiz	Quiz	Quiz attempt viewed	The user with id [redacted] has viewed the attempt with id [redacted] belonging to the user with id [redacted] for the quiz with course module id [redacted]	web	[redacted]
19 September 2019, 4:53 PM	[redacted]	[redacted]	Quiz: Post-tutorial Quiz	Quiz	Quiz attempt started	The user with id [redacted] has started the attempt with id [redacted] for the quiz with course module id [redacted]	web	[redacted]
19 September 2019, 4:53 PM	[redacted]	-	Quiz: Post-tutorial Quiz	Quiz	Course module viewed	The user with id [redacted] viewed the 'quiz' activity with course module id [redacted]	web	[redacted]
18 September 2019, 12:42 PM	[redacted]	-	Quiz: Post-tutorial Quiz	Quiz	Course module viewed	The user with id [redacted] viewed the 'quiz' activity with course module id [redacted]	web	[redacted]

Download table data as Comma separated values (csv) **Download**