


CHECK THE ORIGINALITY REPORT OF TURNITIN ASSIGNMENT

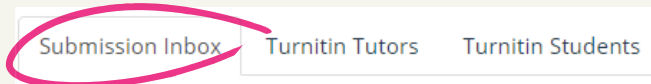
1

Click on the “Turnitin Assignment” created in the “Topic Outline”



2

Click the tab named “Submission Inbox” to view the submission details.



3

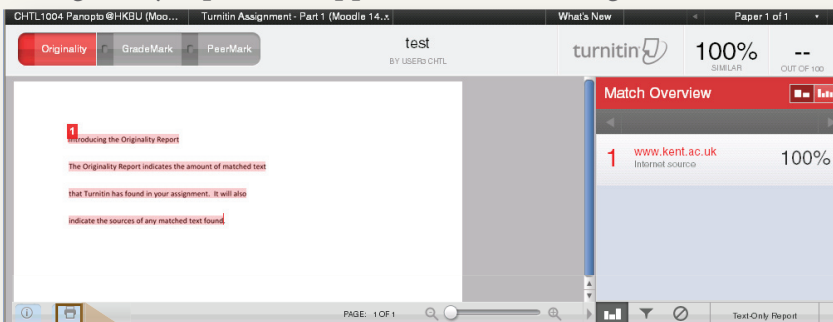
Click the percentage bar under the Similarity column for the originality report.

SHOWING 1 TO 6 OF 6 ENTRIES.

| Student | Submission Title | Turnitin Paper ID | Submitted | Similarity | Grade |
|---------------------------|------------------|-------------------|-----------------|------------|-------|
| CHAN Sheung Wai | -- | -- | -- | -- | -- |
| Moodle Workshop Student 1 | Testing | 826342301 | 20/06/17, 16:53 | 66% | 100 |

4

The originality report will appear as the following.



5

You can click  and select “Download PDF of current view for printing” to download the originality report.

CHECK THE ORIGINALITY REPORT OF TURNITIN ASSIGNMENT