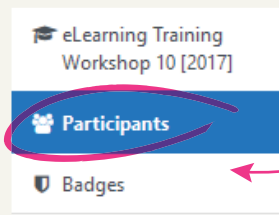
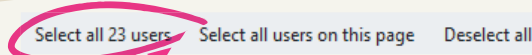


MESSAGE THE STUDENTS

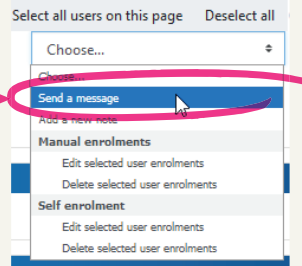
1 Go to the “**Course Page**” and click on “**Participants**” in the upper left corner.



2 You will see the **list of all students** of your course, press the “**Select all users**” button at the bottom of the page.



3 At the bottom of the page, click on the dropdown menu and select “**Send a message**”.



4 Next, ① type your message in the **Message body** and then press the ② “**Send message to people**” button.

